






# July 2023 Early Literacy Calendar

Sunday	Monday	Tuesday	Wednesday	Thursday	Friday	Saturday
<p>Preparing your child for school is easy and fun!            Children learn through play!            Ask your librarian for more great suggestions.  <b>TALK – SING – READ – WRITE – PLAY</b>  <a href="http://www.sonomalibrary.org">www.sonomalibrary.org</a></p>						<p><b>1. LIBRARY</b>            Visit your library.            Pick up books about animals in the sea.</p>
<p><b>2. READ</b>            Read a story about the sea. What sea animal would you be?</p>	<p><b>3. SING</b>            Sing:  <b>“The More We Get Together”</b>.</p>	<p><b>4. PLAY</b>            Fill a basket with snacks and have a picnic together outside.</p>	<p><b>5. WRITE</b>            Draw a picture of a jellyfish.</p> 	<p><b>6. TALK</b>            Talk about fun things to do together in summertime.</p>	<p><b>7. MATH</b>            Cut a slice of watermelon in a circle. Then cut the circle into triangles.</p>	<p><b>8. SCIENCE</b>            What is the weather today? Is it hot or cold? Cloudy or sunny?</p>
<p><b>9. PLAY</b>            Play "I spy with my little eye, something that is red."</p>	<p><b>10. READ</b>            Read a recipe and talk about the ingredients.</p>	<p><b>11. WRITE</b>            Draw fruits that are round.</p> 	<p><b>12. MATH</b>            Talk about foods that are round like a circle.</p>	<p><b>13. SING</b>            Sing:  <b>“You Are My Sunshine”</b>.</p>	<p><b>14. PLAY</b>            Roll a sock into a little ball and play soccer in your room!</p>	<p><b>15. TALK</b>            What is your favorite summertime food?</p>
<p><b>16. TALK</b>            Talk about what foods you see in the grocery store.</p>	<p><b>17. SING</b>            Sing:  <b>“One Potato, Two Potato.”</b></p>	<p><b>18. READ</b>            Read a story together at bedtime.</p>	<p><b>19. WRITE</b>            Make the <b>Recycled Jellyfish</b> craft. (see other side)</p>	<p><b>20. PLAY</b>            Play hide-and-seek in the park.</p>	<p><b>21. RHYME</b>            What rhymes with “ice”?</p>	<p><b>22. SCIENCE</b>            Make popsicles by pouring juice in an ice cube tray and adding sticks.</p>
<p><b>23. READ</b>            Read outside in the sun or in the shade.</p> 	<p><b>24. SCIENCE</b>            Fill a pot with water. Drop in ice cubes. Do they float? What else floats?</p>	<p><b>25. PLAY</b>            At bath time, pretend to be a sea turtle swimming in the sea.</p>	<p><b>26. SING</b>            Sing:  <b>“Walking, Walking.”</b></p>	<p><b>27. WRITE</b>            Draw a picture of something you like to eat.</p>	<p><b>28. TALK</b>            Talk about other animals that live in water: fish, frogs, whales, crocodiles.</p>	<p><b>29. PLAY</b>            Draw with chalk on the sidewalk outside, or on paper inside the house.</p>
<p><b>30. LIBRARY</b>            Most libraries are now open on Sundays from 1-5 pm.</p>	<p><b>31. TALK</b>            What is your favorite summertime fruit?</p>	<p>Use meal preparation as an opportunity to play with your child, using numbers, colors, and shapes to describe ingredients.</p>				

# Songs and Rhymes to Share with your Little One

## The More We Get Together

The more we get together, together, together,  
The more we get together, The happier we'll be.  
For your friends are my friends,  
And my friends are your friends.  
The more we get together, the happier we'll be!

## You Are My Sunshine



You are my sunshine, my only sunshine.  
You make me happy when skies are gray.  
You'll never know Dear, how much I love you.  
Please don't take my sunshine away.

## One Potato, Two Potato

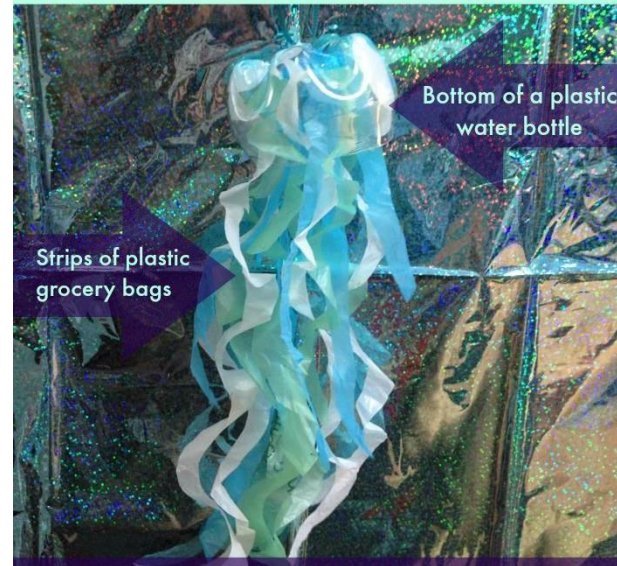
One potato, two potato,  
Three potato, four,  
Five potato, six potato,  
Seven potato more.

## Walking, Walking


Walking, walking, walking, walking,  
Hop, hop, hop, hop, hop, hop,  
Running, running, running,  
running, running, running,  
Now let's stop! Now let's stop!



## Recycled Jellyfish



Cut off the bottom of a plastic bottle.  
Cut thin plastic bags into strips.  
Tape the strips inside the bottle.



Fill an ice cube tray with juice.  
Put sticks in each cube to make popsicles.